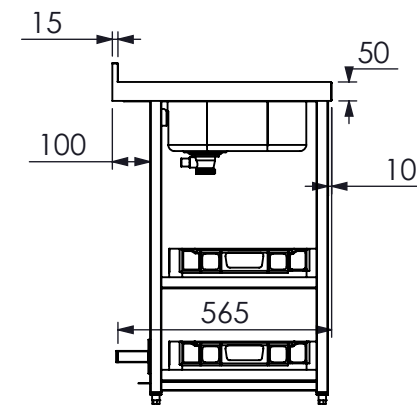
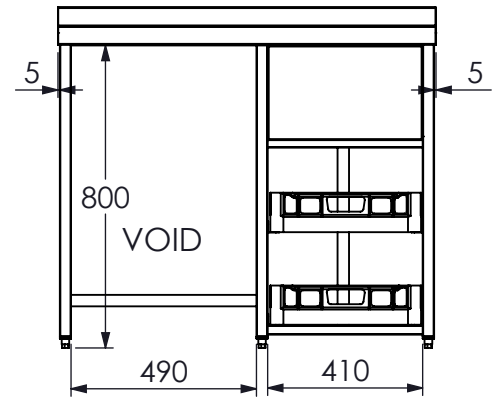
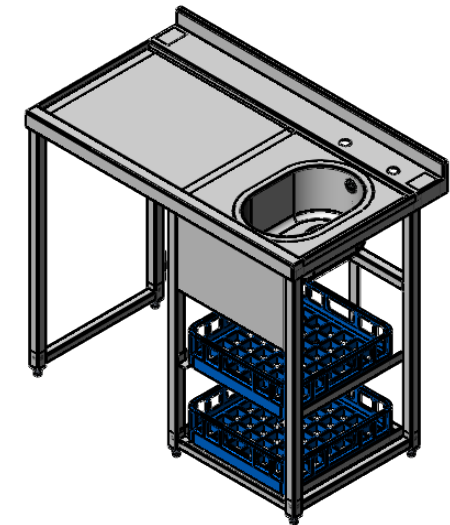
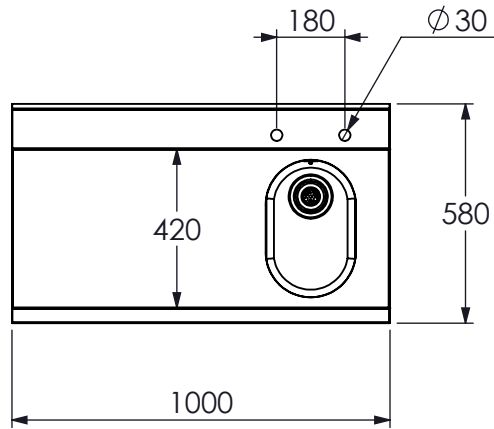


MB-GS4 Assembly



REV	DESCRIPTION	DATE
1		
2		
3		
4		
5		



PRODUCT: FB-GS4 Station
PART NAME: FB-GS4 Station
DWG LOCATION: I:\1 PRODUCT RANGE\FLEXI-BAR\Glasswash Station\400\
CONFIG: N/A
COPYRIGHT (C) PARRY CATERING EQUIPMENT (MIDLANDS) LTD

DRAWN: StefanL
REVISION: 1
CREATION DATE: 08/06/2015
LAST UPDATED: 27/02/2023

Unless otherwise specified dimensions are in millimeters.
 Tolerance: ±0.5
 Angular: ±0.5
 PD = Paper Down
 PU = Paper Up
 BD = Burrs Down
 BU = Burrs Up
 No allowance has been made on the drawing for push through values.

Please allow the following for stainless steel bends in a 10mm V:
 Steel Push Through Value
 0.8MM S/S = 0.92MM
 0.9MM S/S = 0.92MM
 1.2MM S/S = 1.27MM
 1.5MM S/S = 1.45MM
 2.0MM S/S = 1.74MM
 For any other materials or V sizes please see the Amada Handbook